



**WRONG TOOL
NOT CUTTING IT?**

Dashboards That

Work

Raj Juttukonda
rjuttukonda@rightanglesol.com

Who is this dashboard for?



Dashboards....

Displays what matters to the business

Should always present Actionable Information!

Can be Interactive or Static

SAP BOBJ Options

Web Intelligence

Lumira Discovery/ Designer

Crystal Reports

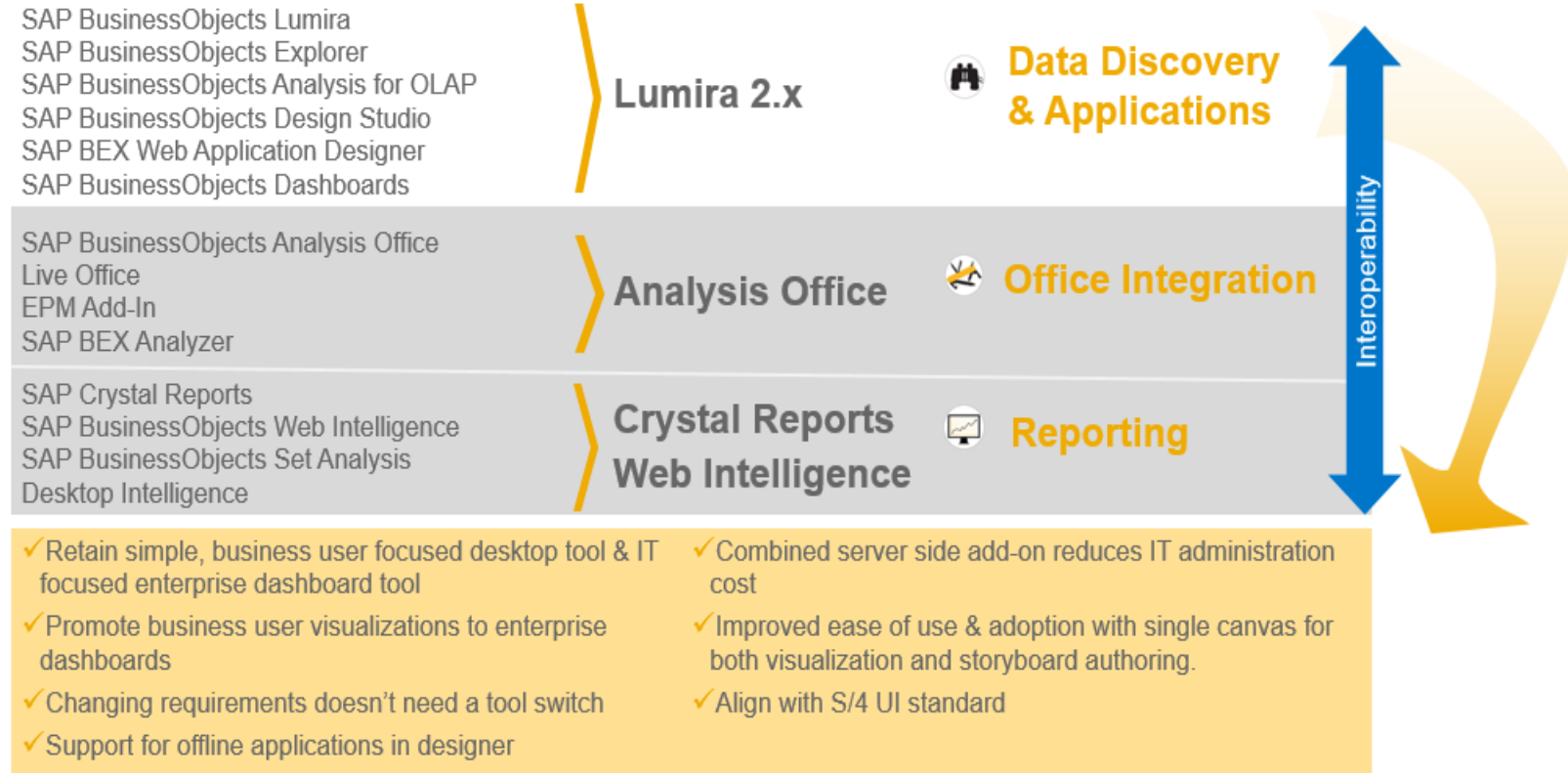
What are we going to discuss?

Web Intelligence

Lumira Discovery/ Designer

SAP BOBJ 4.2 SP4

Consolidation Wave



Lumira Discovery – Product is scheduled to be Cloud Only offering soon. Check SAP Statement of Direction for latest update

Lumira 2.0

- Lumira 2.0 allows to build better analytics solutions faster than the previous generation Lumira / Design Studio solutions
- High scalability – No data volume restrictions
- Bookmarking your visualization
- Improved input controls . Drag and Drop object to create input controls
- Live Connectivity to BW (data stays in BW)
- Simple converting charts to dual axis charts
- filters on storylevel, page level and (!) individual chart/grap level; multiple filter conditions
- drag and drop filters to create input controls; measure slider & date picker
- drillable cross-tabs with full drag/drop/swap function; scaling factors for measures
- Options for showing labels as value, percentage or both
- Increasing and decreasing color customization for waterfalls

Data Sources

55

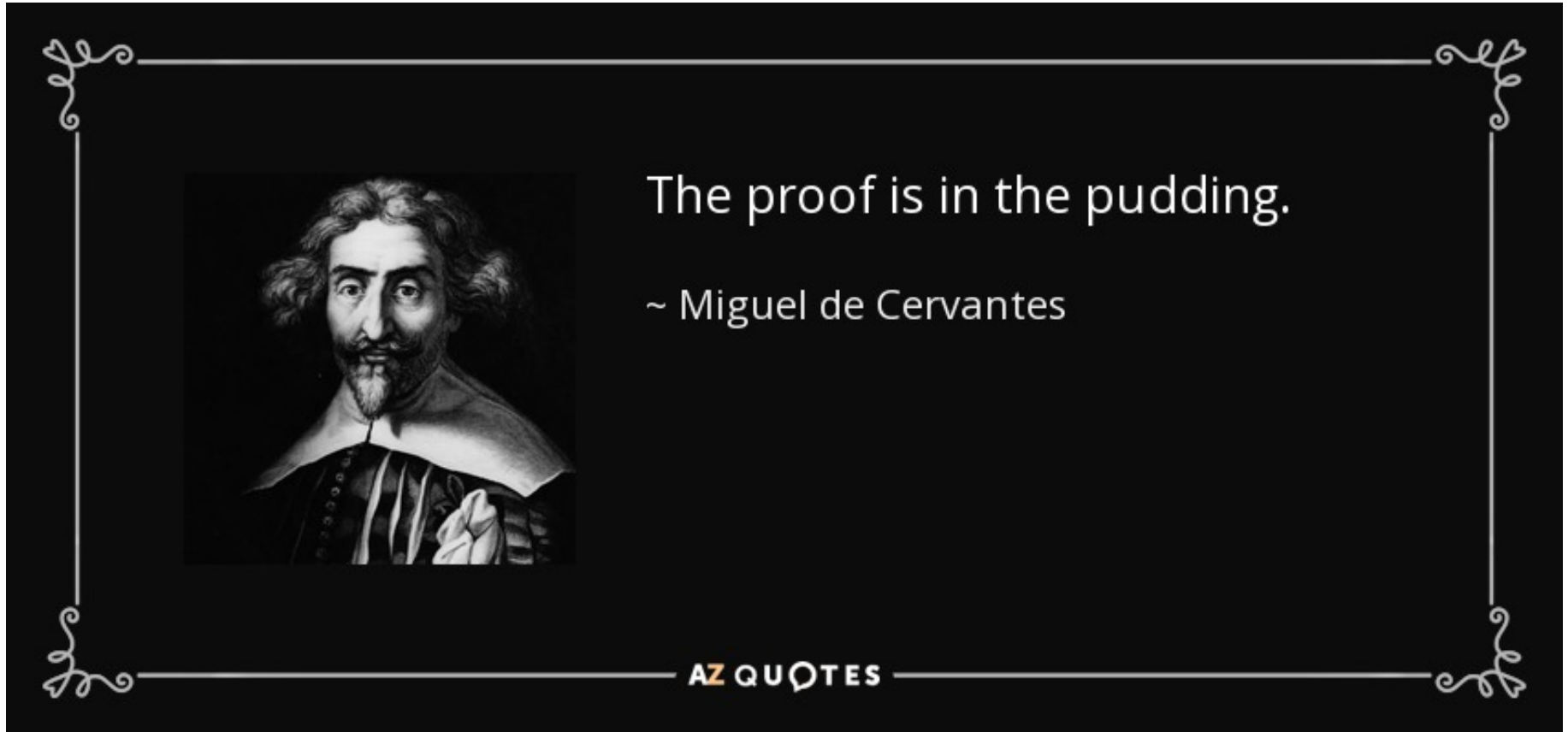
Visualizations

70+

Visual Extensions

100+

Discern where to create Dashboards....



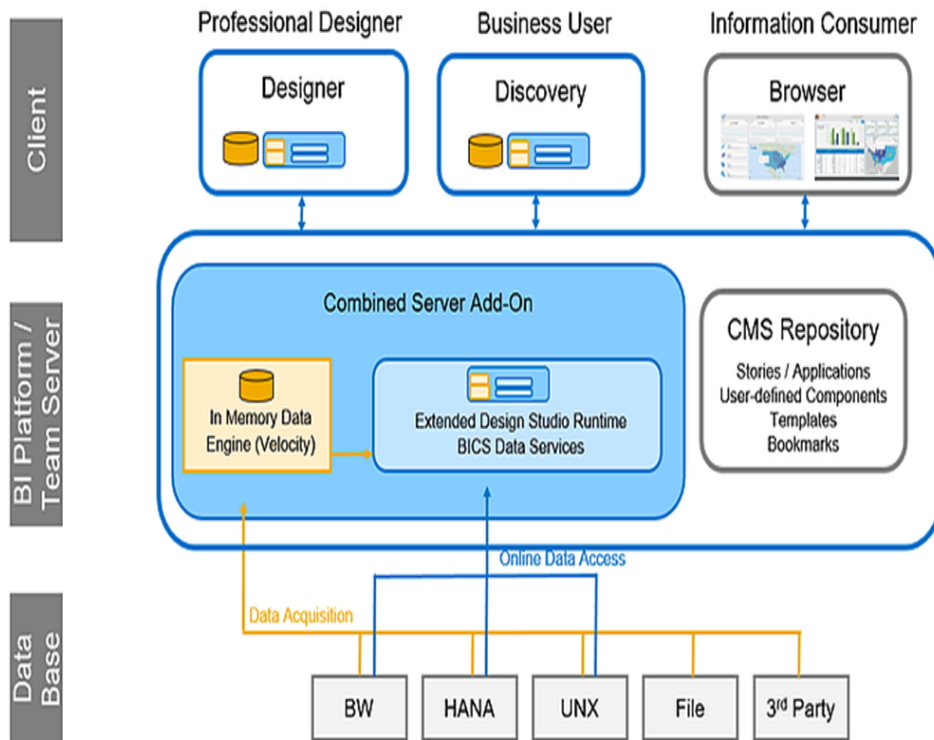
DEMO

Same Data

Different UI

Web Intelligence – We Know... Lets look @ Lumira

Technical Architecture



Feasibility of Using Lumira

1. Do you have a license for Lumira?
2. Are your users exposed to rich visualizations? Psst Tableau etc.
3. How complex are your front-end variables?
4. Do you need to an application type of interfaces for your Business? Pop Up Menus, Trigger Events, Custom CSS, Refresh Live Data etc.?
5. Do you have support to invest in additional hardware (On-Premise)?

We



Lists

Lumira Designer

1. Need more technical knowledge on how to create the dashboard in Designer
2. Tabs can be created
3. Can define own CSS, On selection of the component the background color changes.
4. We can do more customizations in terms of layouts, visualizations, custom controls, popups.
5. Events can be trigger on based on Onclick, OnScroll, OnPopup, OnScheduling
6. Commentary can be done using Lumira designer
7. Need Lumira Designer tool to create and Edit Dashboards

Composites AKA Template

A composite is made up of several components with their own definable properties, events and functions. With Composites you can create customized components to standardize application sections that are expected to be implemented in multiple applications within a project. Headers, footers, and filter sections with the same look-and-feel are just some of the possibilities to streamline application development.

Lumira Discovery

1. Creation of dashboards is easy and no need to have development knowledge
2. Pre-built graphs and components are available can use those to create dashboards
3. Very useful for Business users and Power users. To quickly turnaround dashboard
4. Don't have option create own components or graphical designs
5. Can be edited from BI Launchpad
6. Commentary is not available at this moment